



Research Vessel



Oceanographic research
Optimized hull form
Excellent seakeeping
Operational flexibility and efficiency
Environmentally friendly



MEYER WERFT
PAPENBURG 1795




NEPTUN WERFT
ROSTOCK 1850

Research Vessel

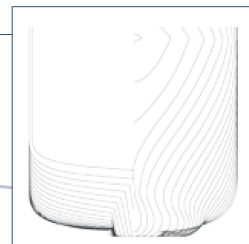
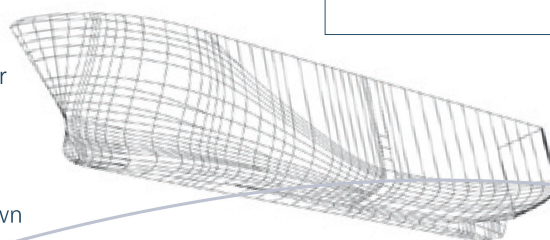
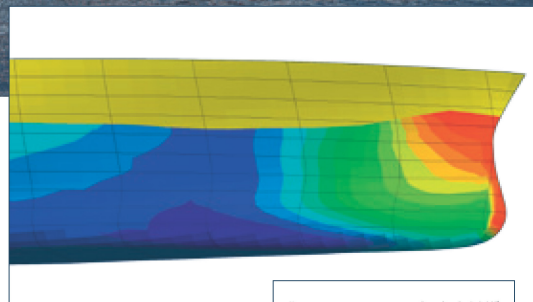
Facts & Figures

The new "SONNE" ordered by the Federal Ministry of Education and Research (BMBF) represents the pinnacle of shipbuilding excellence in the field of research vessels. Energy efficiency and environmental friendliness are key aspects in the function of the ship, combined with operational flexibility, endurance and low operating costs.



ENERGY EFFICIENT HULL DESIGN

- CFD optimization
- Extensive experience
- Good seakeeping
- Individual optimization for operational profile
- Low fuel consumption
- Optimized hull form to reduce bubble sweep down



Optimized working deck arrangement with cranes and container storage



3D computer drawing of a cabin. Spacious scientist and crew accommodation are offered on board

MAIN PARTICULARS

Length overall:	116.00 m
Breadth moulded:	20.60 m
Depth to main deck:	9.80 m
Design draught:	6.40 m
Tonnage:	8,600 gt
Endurance:	52 days
Service speed:	12 kn
Crew accommodation:	35 berths
Scientist accommodation:	40 berths
Propulsion:	
Gensets Wärtsilä	4 x 1,620 kW
Retractable rudder propeller	
Schottel	2 x 860 kW
Pumpjet Schottel	1 x 2,990 kW

RULES

- Class notation GL | + | 100 A5 E
- Nav-OC Sonderschiff
- DP 1 BWM + MC E AUT RP3 (50%)
- SOLAS 1974 as amended
- Marpol as far as applicable
- International load line convention 1966, amendments 1988
- SPS-code 2008
- ICES 209
- Clean Ship
- Blauer Engel (German environmental certificate)
- In compliance with 50 environmental requirements like Tier III, double hull, etc.

EQUIPMENT

A-Frame	30 t
4 knuckle boom cranes	10 t
3 small cranes	2 x 2 t / 1 x 0.5 t
20' container storage	25 (5 inside)
Working winches	12,000 m
Sliding beams	250 kN / 70 kN
Large working deck	700 m ²
Scientific laboratories	550 m ²
– ROV handling equipment	
– Absorption chiller	
– Seismic equipment	
– Deep sea transducer	

Innovation & Technology



SHIPBUILDING IN PAPENBURG
SHIPBUILDING IN ROSTOCK

FOR MORE INFORMATION CONTACT:

MEYER WERFT GmbH

Industriegebiet Sued
26871 Papenburg – Germany

Phone: +49 49 61 81-0

E-mail: sales@meyerwerft.de

Internet: www.meyerwerft.de

 www.youtube.com/meyerwerft1795

NEPTUN WERFT GmbH

Werftallee 13
18119 Rostock – Germany

Phone: +49 381 384-10 10

E-mail: sales@neptunwerft.de

Internet: www.neptunwerft.de

